


Momentary Subminiature PCB Switch



DESCRIPTION

A 2-pole subminiature PCB mounting Momentary Action push switch.

DISTINCTIVE FEATURES

- PCB mounting
- Subminiature size
- Momentary Action type
- Non-Lock Type
- Non-shorting contacts

APPLICATIONS

Suitable for various switching purposes in all home electronic equipment and industrial electronic equipment.

PCB

DPDT

Momentary



ELECTRICAL SPECIFICATION

Maximum contact voltage	30V DC
Maximum current	100mA
Contact resistance	40mΩ max
Insulation resistance	100MΩ min (Test conditions 500V DC)
Dielectric strength	500V AC for 1 minute



GENERAL SPECIFICATION

Type	Momentary Subminiature PCB mounting switch
Contact Configuration	DPDT
RoHS Compliant	Yes



MATERIALS

Part Name	Material	Quantity per switch (see drawing)
Spring Stopper	Steel	1
Spring	Stainless steel	1
Cover	PA66-101L grey	1
Base frame	PA66 grey	1
Actuator	PA66-101L white	1
Clip	Phosphor Bronze	2
Terminal board	PA66-70G33L grey	1
Terminal	Brass with silver plating	2



ENVIRONMENTAL/OPERATING SPECIFICATION

Operational temperature	-40°C to + 85°C
Electrical life	10,000 cycles
Mechanical life	10,000 cycles
Operating force	250 gf +/- 150
Lock travel	2.0mm ± 0.3
Total travel	3.0mm ± 0.3
Contact timing	Non shorting type
Resistance of soldering heat	<ul style="list-style-type: none"> Manual soldering: 300±5°C in 3 seconds Dip soldering: 260±5°C in 3 seconds
Durability test (operating life without load test after 10,000 cycles)	<ul style="list-style-type: none"> Contact resistance: 40mΩ max. Operating force: within the range ±30% of operating force specification Insulation resistance and Dielectric strength shall meet the requirements in the electrical specification

Item	Test Conditions	Criteria
Robustness of terminal	Static load of 500gf applied for one minute	Terminals may be bent, but loosened terminal or damage to the board is not permitted
Robustness of actuator	Static load of 5Kgf applied in operating direction for one minute	Actuator broken or any visible damage to switch construction is not permitted
Solderability	(260 +/- 5°C in 3 seconds)	Solder coverage 75% min.
Environmental performance (cold)	-40°C +/- 2°C for 96 hours	<ul style="list-style-type: none"> It should meet requirements of the electrical performance Mechanical performance should remain normal
Environmental performance (dry heat)	85°C +/- 2°C for 96 hours	<ul style="list-style-type: none"> Contact resistance should be less than 50mΩ It should meet requirements of the insulation resistance and the dielectric strength Mechanical performance should remain normal.
Environmental performance (damp heat)	40°C +/- 2°C 90% ~ 95%rh for 96 hours	<ul style="list-style-type: none"> Contact resistance should be less than 50mΩ insulation resistance should be higher than 10mΩ Dielectric strength should not change Mechanical performance should remain normal



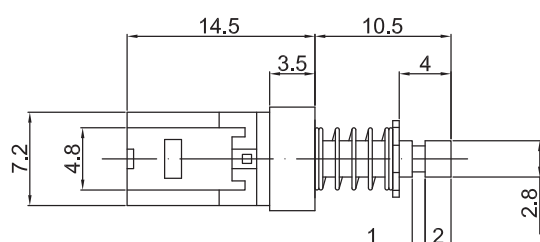

TERMINALS

Solder pins	Pitch 2.5mm
-------------	-------------

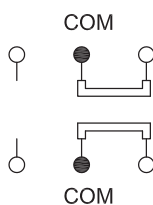


DIMENSIONS/DRAWINGS

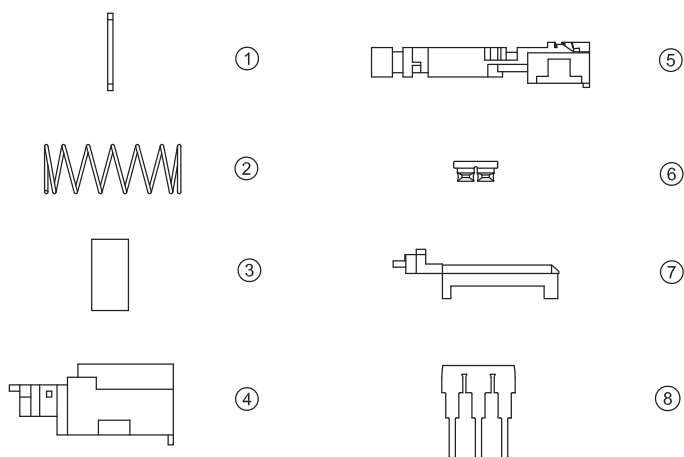
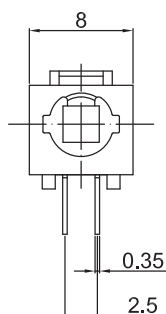
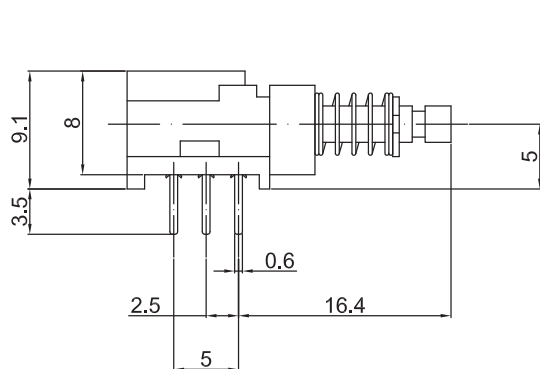
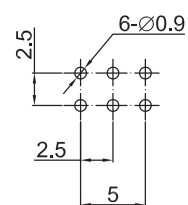
Units	mm - unless stated otherwise
Dimensions (mm)	25 x 8 x 9.1
Weight (grams)	1.1



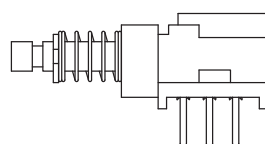
SCHEMATIC



P.C.B. LAYOUT



No.	Part	Material
1	Spring Stopper	Steel
2	Spring	Stainless Steel
3	Cover	PA66-101L
4	Base Frame	PA66
5	Actuator	PA66-101L
6	Clip	Phosphor Bronze
7	Terminal Board	PA66
8	Terminal	Brass





OPTIONS (MOQ may apply)

78-0393 Switch options	2P2T, 4P2T, 6P2T, lock and momentary versions are available
------------------------	-------------------------------------------------------------

Accessories and Associated Parts		
Part	Part number	Description
Knobs	78-0386	Black knob Suitable for use with R-TECH 78-0393 2 Pole Momentary Subminiature PCB Switch



PART NUMBER TABLE

Part Number	UNSPSC	EAN	Country Of Origin
78-0393	39122216	5053556008551	China



Important Notice: This data sheet and its contents (the "Information") belong to Rapid Electronics Limited or are licensed to it. No licence is granted for the use of it other than for information purposes in connection with the products to which it relates. No licence of any intellectual property rights is granted. The Information is subject to change without notice and replaces all data sheets previously supplied. The Information supplied is believed to be accurate but Rapid Electronics Limited assumes no responsibility for its accuracy or completeness, any error in or omission from it or for any use made of it. Users of this data sheet should check for themselves the Information and the suitability of the products for their purpose and not make any assumptions based on information included or omitted. Liability for loss or damage resulting from any reliance on the Information or use of it (including liability resulting from negligence or where Rapid Electronics Limited were aware of the possibility of such loss or damage arising) is excluded. This will not operate to limit or restrict Rapid Electronics Limited's liability for death or personal injury resulting from its negligence.