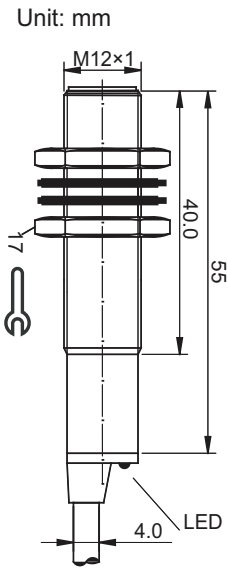


**IMAGE**

✓RoHS Compliant



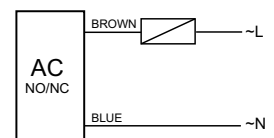
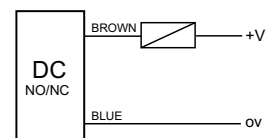
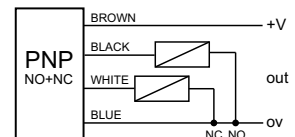
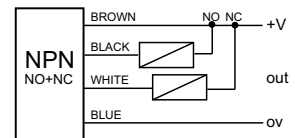
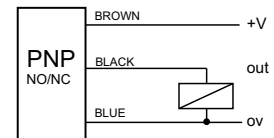
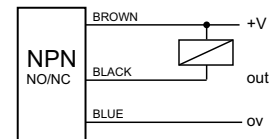
**DIMENSIONS**



**SPECIFICATION**

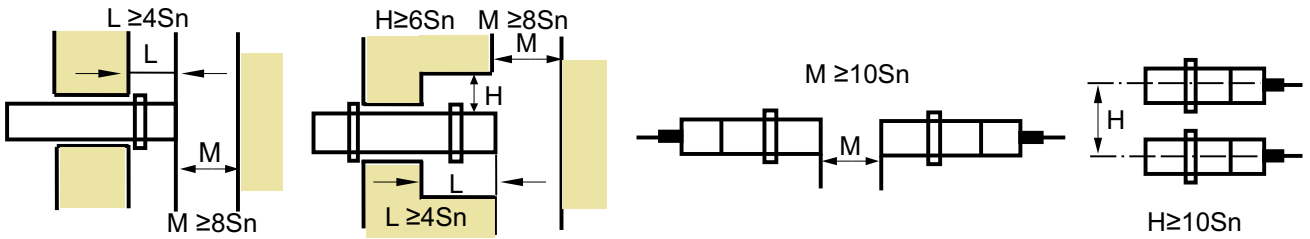
Output	NPN N/O
Installation	Shielded
Connection	Wire
Sensing distance	2.0 mm
Rated operational voltage	24v dc
Supply voltage	10-30v dc
Voltage drop	<2v
Rated insulation voltage	>20 MΩ
Load current capacity	200 mA
Off state current	<15mA
Against polarity reversal	Yes
Short circuit protection	Yes
Load capacity	<1μF
Repeat accuracy	<5%
Ambient temperature range	-25 +70° C
Frequency	2000Hz
Sensing indication	LED
IP rating	67
Housing material	Nickel plated Brass
Sensing face material	ABS plastic
Cable length	2 m
Approvals	CE
Thread size	M12x1.0
Bare wire or Connector type	Wire

**WIRING DETAILS**



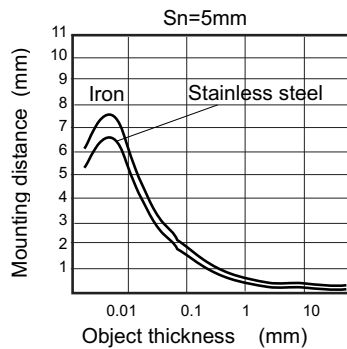
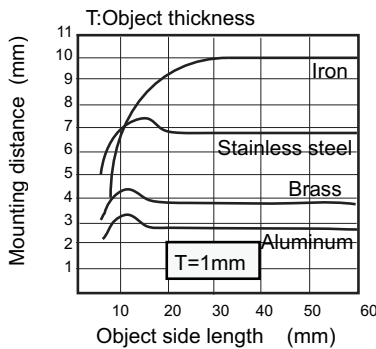
**POSITIONING**

If used in an area surrounded by metal, Install the proximity Sensor as follows . ( $S_n$  = Sensing distance)



**INDUCTIVE PROXIMITY APPLICATION DIRECTION**

- Set mounting distance roughly equal to 80% of  $S_n$ .
- Set mounting distance roughly equal to 50% of  $S_n$  when sensor is used in high frequency or high speed circumstances.
- Mounting distance will change depending on material (iron, stainless steel ,brass, copper and aluminum).



Material	Mounting distance
Iron	100%
Stainless steel	60%
Brass	40%
Aluminum	30%
Copper	20%

**Series connection and parallel connection**

