

SPECIFICATION FOR APPROVAL AC/DC ADAPTOR

CUSTOMER SPEC: INPUT: 100-240V AC 50/60Hz OUTPUT: 15VDC 1000mA

CUSTOMER DWG./PART NO. _____

PART NO. SW3115-C2

SAMPLE NO: S82783 REV.: A ISSUE DATE: 2016-12-09

PRODUCT NO: _____

Unit Color: Black White

APPROVED SIGNATURES/客户确认		
核准/APPROVED BY	审核/ CHECKED BY:	检测/TESTED BY:

Manufacturer/制造商			
业务/SALES	品管/QE	核准/APPROVED BY	制样/DESIGNED BY
刘伊倩	周松平	贺洪明	陈彩云

Project Modify List

Item	Content	Rev.	Date	Designed By	Checked By
1	First REV.	A	2016-12-09	Longli	Wen zhanxin
2					
3					
4					
5					
6					
7					
8					
9					
10					
11					
12					
13					
14					
15					
16					
17					
18					
19					
20					
21					
22					
23					
24					
25					
26					

1	GENERAL.....	4
1.1	Description.....	4
2	INPUT REQUIREMENTS	4
2.1	Input Conditions.....	4
2.2	AC Inrush Current.....	4
3	OUTPUT REQUIREMENTS.....	4
4	MECHANICAL	5
4.1	Enclosure And Layout.....	5
4.2	Input and Output Configuration.....	5
5	REGULATORY COMPLIANCE	6
5.1	EMC Specifications.....	6
5.1.1	Radiated and Conducted Emission.....	6
5.2	Immunity	6
5.2.1	Electrostatic Discharge Immunity.....	6
5.2.2	Radiated Field Immunity	6
5.2.3	Fast Transient Immunity.....	6
5.2.4	Surge Immunity.....	6
5.3	Safety Requirements and Certification.....	7
5.3.1	Regulatory Standard	7
5.3.2	Additional Safety Requirements.....	7
6	ENVIRONMENTAL REQUIREMENTS.....	7
6.1	Temperature.....	7
6.2	Humidity.....	7
7	APPEARANCE DRAWING: (Unit: mm).....	8
8	NAME PLATE:.....	9
9	DIMENSION OF OUTPUT PLUG & DC CORD (Unit: mm).....	10
10	PACKING (Unit: mm).....	11

1 GENERAL

1.1 Description

This specification defines the performance characteristics for a class II adapter, single-phase 15 watts. Single output level power supply.

- Simple design philosophy.
- Reliability level of 50K hours MTBF @ 25° C (rated input voltage, and using the BELLCORE SR-332 method).
- DC output voltage must be Safe Extra Low Voltage (SELV) & Limited Power as defined by IEC60950-1

The maximum room ambient temperature (T_{mra}), as mentioned in clause 1.4.12 of IEC60950-1, for the external power supply is 40°C.

- Cooling: natural convection.

2 INPUT REQUIREMENTS

2.1 Input Conditions

The Supply shall operate over the voltage ranges as follows:

Rated input voltage	100-240Vac
Operating range	90-264Vac
Rated input frequency	50/60Hz +/- 3Hz
Rated input current	0.6A max.
Maximum input power	18.69W
Input current (no loading)	≤25mA
Power consumption (no loading)	Max. 0.075W
Primary current protection	An adequate internal fuse on the AC input line is provide.
Configuration	<u>2</u> Conductor

2.2 AC Inrush Current

No damage shall be occurred and the input fuse shall not be blown up nominal input voltage full load 25°C cold start.

3 OUTPUT REQUIREMENTS

3.1	Nominal dc output voltage	+ 15.0V
3.2	Minimum load current	0.0A
3.3	Rating load current	1.0A
3.4	Peak load current	/
3.5	Rating output power	15W

3.6	Line regulation	The line regulation is less than <u>±5%</u> while measuring at rated load and +/-10% of input voltage changing.
3.7	Load regulation	The load regulation for <u>+15.0V</u> is less than <u>+/-5%</u> , at measured output load from 10% to 100% rated load.
3.8	Ripple and noise	150 mVp-p
		Add 0.1uF/50V ceramic capacitor and 10uF/50V aluminum electrolytic capacitor across the output terminal. Measured with 20MHz Bandwidth Oscilloscope.
3.9	Switching efficiency	<u>84.50%</u> minimum(output current from 100%, 75%, 50%, 25%) <u>74.50%</u> minimum(10% load)
		115V/60Hz and 230V/50Hz
3.10	Turn on delay time	<u>5000 mS</u> At Rated input AC voltage and full load
3.11	Rise time	The Supply shall have a start-up rise time of less than <u>50 mS</u> to rise to within regulation limits for all DC outputs.
3.12	Hold up time	<u>7 mS</u> minimum At nominal input AC voltage and full load
3.13	Output over-shoot	Less than <u>7%</u> of nominal voltage value
3.14	LED indication function	
3.15	Protection function	
	Over-voltage protection	The output voltage shall be clamped by internal protection.
	Short-circuit protection	The adapter shall not be damaged by short the DC output to Ground. The adapter shall resume normal operation when a short circuited fault condition is removed
	Over current protection	The power supply will be protection when output power at <u>110-200%</u> of all rated dc output

4 MECHANICAL

4.1 Enclosure And Layout

Plastic case: UL94V-1
 Weight : /g(Max.)
 Dimensions: 101*43.3*31.3mm
 Colour : Black

4.2 Input and Output Configuration

Input pin: MINI 2PIN
 Output connector : dc plug type:5.5*2.1*12mm(FORK AND GROOVE)
 Polarity: Center“+”
 Cable: 1.83M VW-1 80°C 300V 2468 22AWG 2C BLACK+WHITE (PAHS+REACH+ROHS)

5 REGULATORY COMPLIANCE

5.1 EMC Specifications

The external power supply must meet all specification in this section. It is recommended that the external power supply be tested with the customer's equipment in order to get the best EMC solution.

5.1.1 Radiated and Conducted Emission

The power supply shall comply to:

FCC part 15: Class B for radiated and conducted emissions.

EN55022, Class B for radiated and conducted emissions.

GB9254- GB17625.1

5.2 Immunity

5.2.1 Electrostatic Discharge Immunity

EN 55024, EN 61000-4-2

- Air Discharge: $\pm 8\text{kV}$

- Contact Discharge: $\pm 4\text{kV}$

- Performance Criteria B

Electrostatic-discharge test by contact or air should be conducted with Static-discharge tester, energy storage capacitance of 150pF, and discharge resistance of 330Ω , 8KV air discharge, 4KV contact discharge.

5.2.2 Radiated Field Immunity

EN 55024, EN 61000-4-3

Frequency Range: 80-1000MHz

Field Strength: 3 V/m with 80% amplitude modulation of 1kHz

Performance Criteria A

Radio-frequency electromagnetic field susceptibility test, RS 80-1000MHz, 3V/m, 80%AM(1KHz).

5.2.3 Fast Transient Immunity

EN 55024, EN 61000-4-4

- Power line: 1kV

- Signal line: 0.5kV

- Performance Criteria B

5.2.4 Surge Immunity

EN 55024, EN 61000-4-5

- 1.2/50 usec Open Circuit voltage

- 8/20 usec Short Circuit current

- Power line: 1kV

- Line to Earth: 2kV

Lightning Surge Voltage shall be applied in differential and common mode to AC input lines and cross primary ac input and secondary GND.

5.3 Safety Requirements and Certification

5.3.1 Regulatory Standard

The power supply shall comply the following international regulatory standards

for short	Country	Certified Status	Standard
UL	US	Meet	UL 60950-1
CSA	Canada	Meet	CSA C22.2 NO.950
GS	Europe	Meet	TUV/VDE-EN60950-1
CE	Europe	Meet	Declared & CE Mark
UK	Britain	Meet	EN60950-1
SAA	Australia	Meet	AS/NZS 60950-1

5.3.2 Additional Safety Requirements

- ⊙ Dielectric Withstand Voltage, Primary(input AC short)-to-Secondary(output DC short): 3000Vac, 5mA, 1 minute.
- ⊙ Insulation Resistance, Input to output: 20MΩ(MIN.) at 500VDC.
- ⊙ Reinforced insulation system, Primary-to-Ground and Primary-to-Secondary.
- ⊙ The leakage current shall not exceed 0.25mA.

6 ENVIRONMENTAL REQUIREMENTS

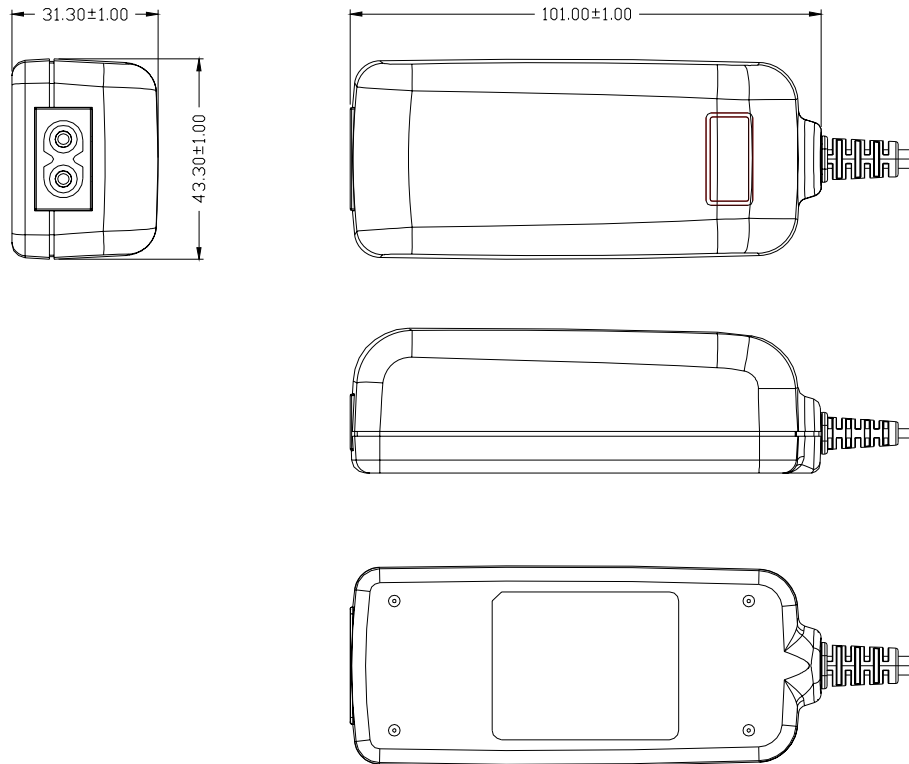
6.1 Temperature

- ⊙ Operating: 0 °C +40 °C
- ⊙ Non-Operating: -20 °C +80 °C

6.2 Humidity

- ⊙ Operating: 10%~90% (Non Condensing)
- ⊙ Non-Operating: 10%~90% (Non Condensing)

7 APPEARANCE DRAWING: (Unit: mm)



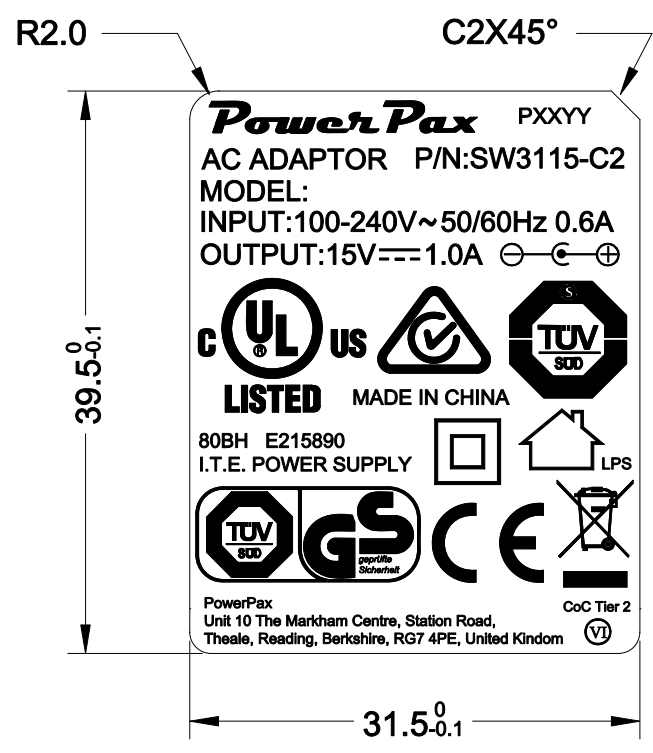
NOTE: 1. Case cover & chassis material:

PC/SE-1: BLACK (NO)

2. AC PIN MATERIAL: BRASS (NI PLATED)

3. PAHS+REACH+ROHS

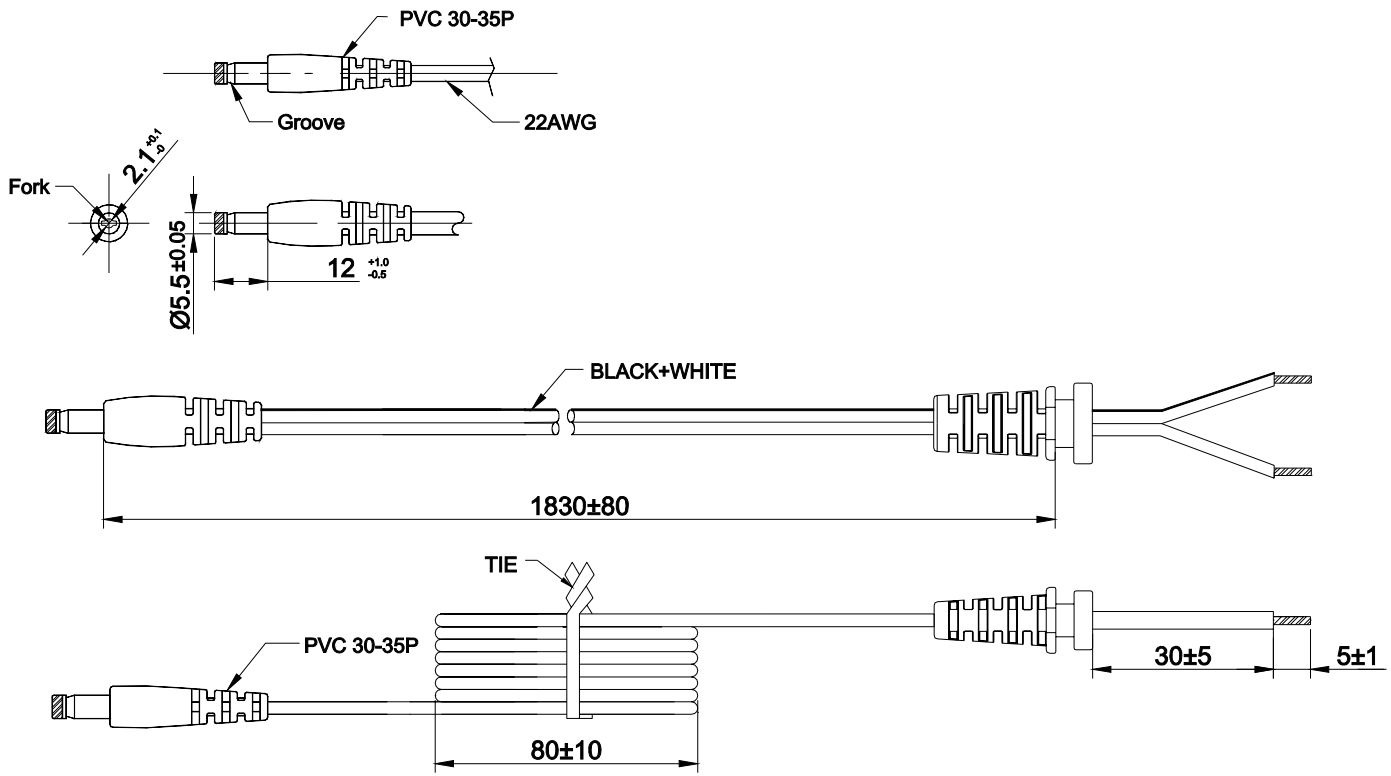
8 NAME PLATE:



Note: 1. MATERIAL: POLYESTER+PVC; COATING: 0.25+-0.05mm
White characters, Black background
PAHS REACH ROHS

2. Laser 镭射
 DATE CODE (PXXYY: P=PAHS, XX=WEEK, YY=YEAR)按实际生产日期

9 DIMENSION OF OUTPUT PLUG & DC CORD (Unit: mm)



NOTE: (unit:mm)

- 1). WIRE TYPE: 2468 VW-1 80°C 300V L=1830mm 2C 22AWG BLACK+WHITE
BLACK and WHITE --- Positive BLACK --- Negative
- 2). THE POLARITY: \ominus \bullet \oplus
- 3). PAHS REACH ROHS

10 PACKING (Unit: mm)

