

DR-15 Series

15W Single Output Industrial DIN Rail Power Supply



Case No: 8018JG
25 x 56 x 93mm

Features

- Universal AC input / Full range
- Protections: Short Circuit / Overload / Over voltage /
- Can be installed on DIN rail TS-35/7.5 or 15
- Isolation Class II
- Cooling by free air convection
- LED indicator for power on
- No load power consumption <0.5W
- 100% full load burn-in test
- 3 years warranty



Specification

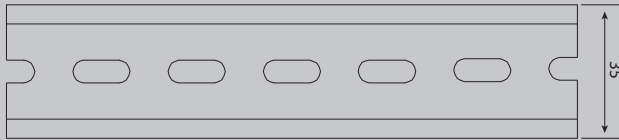
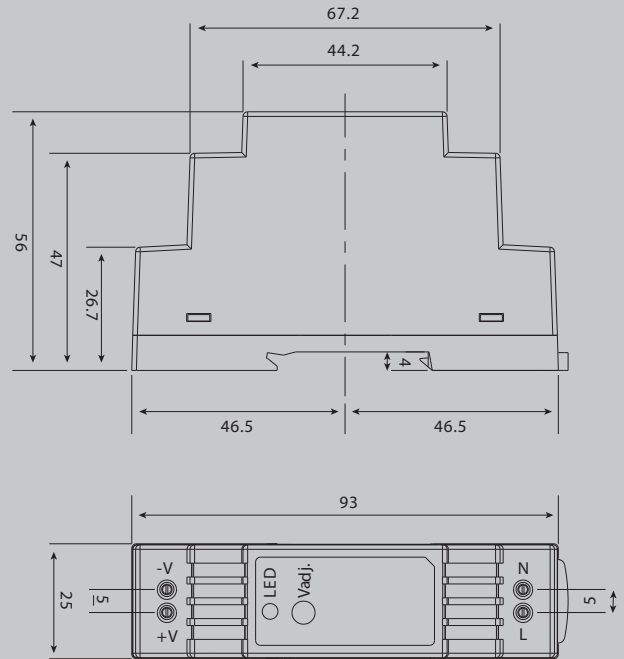
INPUT	Voltage	85V~264VAC 120~370VDC			
	Frequency	47 ~ 63 Hz			
	Efficiency	77%	84%	83.5%	85%
	AC Current (Typ.)	0.88A/115VAC 0.48A/230VAC			
	Inrush Current (Typ.)	Cold start 35A/115VAC 65A/230VAC			
OUTPUT	MODEL No.	DR-15-5	DR-15-12	DR-15-15	DR-15-24
	Voltage	5V	12V	15V	24V
	Rated Current	2.4A	1.25A	1A	0.63A
	Current Range	0~2.4A	0~1.25A	0~1A	0~0.63A
	Rated Power	12W	15W	15W	15.2W
	Ripple Noise MAX.	80mVp-p	120mVp-p	120mVp-p	150mVp-p
	Voltage Adjustment Range	4.75 ~ 5.5V	10.8 ~ 13.2V	13.5 ~ 16.5V	21.6 ~ 26.4V
	Voltage Tolerance	± 2.0%	± 1.0%	± 1.0%	± 1.0%
	Line Regulation	± 1.0%	± 1.0%	± 1.0%	± 1.0%
	Load Regulation	± 1.0%	± 1.0%	± 1.0%	± 1.0%
	Setup Rise Time	1000ms, 50ms/230VAC 1000ms, 50ms/115VAC at full load			
Holdup Time (Typ.)	70ms/230VAC 16ms/115VAC at full load				
PROTECTION	Over Load	105 ~ 160% rated output power Protection Type: Constant current limiting, recovers automatically after fault condition is removed			
	Over Voltage	5.75~6.75V	13.8~16.2V	17.25~20.25V	27.6~32.4V
		Protection Type: Shut off o/p voltage, clamping by zener diode			
ENVIRONMENT	Working Temperature	-20~+60°C (Refer to "Derating Curve")			
	Working Humidity	20~90% RH non-condensing			
	Storage Temp., Humidity	-40~ +85°C, 10~95%RH			
	Temp. Co-efficient	±0.03% / °C (0~50°C)			
SAFETY & EMC	Vibration	10~500Hz, 2G 10min./1cycle, period for 60 min. each along X, Y, Z axes; Mounting: compliance to IEC60068-2-6			
	Safety Standards	UL60950-1, TUV EN60950-1 approved, design refer to EN50178			
	Withstand Voltage	I/P-O/P:3KVAC			
OTHERS	Isolation Resistance	I/P-OP: 100M Ohms/500Vdc/25°C/70% RH			
	EMC Emission	Compliance to EN55011, EN55022 (CISPR22), EN61204-3, Class B, EN61000-3-2,-3			
	EMC Immunity	Compliance to EN61000-4-2,3,4,5,6,8,11, EN55024, EN61000-6-2, EN61204-3, light industry level, criteria A			
OTHERS	M.T.B.F.	1172.3K hrs min. MIL-HDBK-217F (25°C)			
	Packaging	0.1Kg, 140pcs/15Kg/0.92CUFT			

1. All parameters NOT specially mentioned are measured at 230VAC input, rated load and 25°C of ambient temperature.
2. Ripple and noise are measured at 20MHz of bandwidth by using a 12" twisted pair-wire terminated with a 0.1uF & 47uF parallel capacitor.
3. Tolerance: includes set up tolerance, line regulation and load regulation.
4. The power supply is considered as a component which will be installed with final equipment. The final equipment must re-confirmed that it still meets EMC Directives.
5. Constant current operation region is within 60% ~ 100% rated output voltage. Protection type for short circuit is hiccup mode and will recover automatically after fault condition is removed.

DR-15 Series

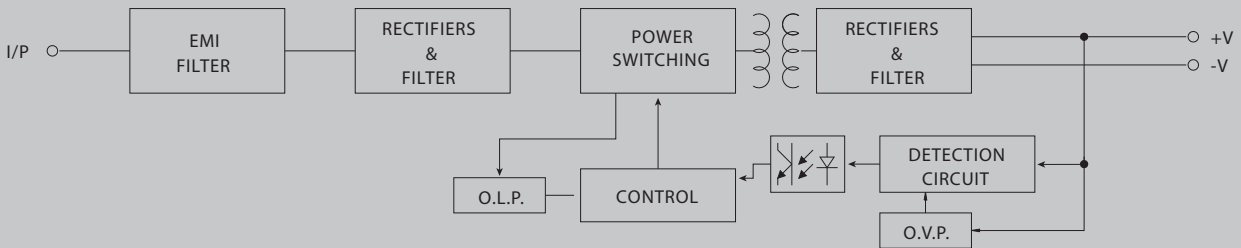
15W Single Output Industrial DIN Rail Power Supply

Mechanical Specification

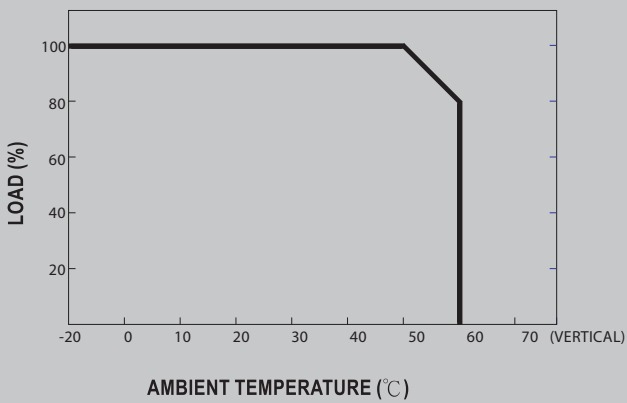


ADMISSIBLE DIN-RAIL: TS35/7.5 OR TS35/15

Block Diagram



Derating Curve



Output Derating VS Input Voltage

