


# DR-75 Series

75W Single Output Industrial DIN Rail Power Supply



Case No: 8019KK  
55.5 x 125.2 x 100mm

## Features

- Universal AC input / Full range
- Protections: Short Circuit / Overload / Over voltage / Over temperature
- Can be installed on DIN rail TS-35/7.5 or 15
- UL 508 (Industrial Control Equipment) approved
- Cooling by free air convection
- LED indicator for power on
- 100% full load burn-in test
- Fix switching frequency at 50KHz
- 3 years warranty



## Specification

|                                 |                                |   |                 |                 |
|---------------------------------|--------------------------------|---|-----------------|-----------------|
| INPUT                           | <b>Voltage</b>                 | 85V~264VAC 120~370VDC   |                 |                 |
|                                 | <b>Frequency</b>               | 47 ~ 63 Hz  |                 |                 |
|                                 | <b>Efficiency</b>              | 76%   | 80%             | 81%             |
|                                 | <b>AC Current (Typ.)</b>       | 1.6A/115VAC 0.96A/230VAC  |                 |                 |
|                                 | <b>Inrush Current (Typ.)</b>   | Cold start 20A/115VAC 40A/230VAC  |                 |                 |
|                                 | <b>Leakage Current</b>         | <1mA/240VAC   |                 |                 |
|                                 | OUTPUT                         | <b>MODEL No.</b>  | <b>DR-75-12</b> | <b>DR-75-24</b> |
| <b>Voltage</b>                  |                                | 12V   | 24V             | 48V             |
| <b>Rated Current</b>            |                                | 6.3A  | 3.2A            | 1.6A            |
| <b>Current Range</b>            |                                | 0~6.3A  | 0~3.2A          | 0~1.6A          |
| <b>Rated Power</b>              |                                | 76W   | 76.8W           | 76.8W           |
| <b>Ripple Noise MAX.</b>        |                                | 100mVp-p  | 150mVp-p        | 240mVp-p        |
| <b>Voltage Adjustment Range</b> |                                | 12 ~ 14V  | 24 ~ 28V        | 48 ~ 53V        |
| <b>Voltage Tolerance</b>        |                                | ± 2.0%  | ± 1.0%          | ± 1.0%          |
| <b>Line Regulation</b>          |                                | ± 0.5%  | ± 0.5%          | ± 0.5%          |
| <b>Load Regulation</b>          |                                | ± 1.0%  | ± 1.0%          | ± 1.0%          |
| <b>Setup Rise Time</b>          |                                | 1000ms, 60ms/230VAC 1800ms, 60ms/115VAC at full load  |                 |                 |
| <b>Holdup Time (Typ.)</b>       |                                | 60ms/230VAC 12ms/115VAC at full load  |                 |                 |
| PROTECTION                      | <b>Over Load</b>               | 105 ~ 150% rated output power<br>Protection Type: Constant current limiting, recovers automatically after fault condition is removed            |                 |                 |
|                                 | <b>Over Voltage</b>            | 15~16.5V  | 29~34V          | 58~65V          |
|                                 |                                | Protection Type: Shut down o/p voltage, re-power onto recover   |                 |                 |
|                                 | <b>Over Temperature</b>        | 85°C±5°C (TSW1) detect on heat sink of transistor<br>Protection type: Shut down o/p voltage, recovers automatically after temperature goes down |                 |                 |
| ENVIRONMENT                     | <b>Working Temperature</b>     | -10~+60°C (Refer to "Derating Curve")   |                 |                 |
|                                 | <b>Working Humidity</b>        | 20~90% RH non-condensing  |                 |                 |
|                                 | <b>Storage Temp., Humidity</b> | -20~ +85°C, 10~95%RH  |                 |                 |
| SAFETY                          | <b>Temp. Co-efficient</b>      | ±0.03% / °C (0~50°C)  |                 |                 |
|                                 | <b>Vibration</b>               | 10~500Hz, 2G 10min./1cycle, period for 60 min. each along X, Y, Z axes; Mounting: compliance to IEC60068-2-6                                    |                 |                 |
|                                 | <b>Safety Standards</b>        | UL508, TUV EN60950-1 approved   |                 |                 |
|                                 | <b>Withstand Voltage</b>       | I/P-O/P:3KVAC I/P-FG:1.5KVAC O/P-FG:0.5KVAC   |                 |                 |
| EMC                             | <b>Isolation Resistance</b>    | I/P-OP, I/P-FG, O/P-FG: 100M Ohms/500Vdc/25°C/70% RH  |                 |                 |
|                                 | <b>EMC Emission</b>            | Compliance to EN55011, EN55022 (CISPR22) Class B, EN61000-3-2,-3  |                 |                 |
|                                 | <b>EMC Immunity</b>            | Compliance to EN61000-4-2,3,4,5,6,8,11, EN55024, EN61000-6-2 (EN50082-2), Heavy industry level, criteria A                                      |                 |                 |
| OTHERS                          | <b>M.T.B.F.</b>                | 123.1K hrs min. MIL-HDBK-217F (25°C)  |                 |                 |
|                                 | <b>Packaging</b>               | 0.6Kg, 20pcs/13Kg/1.29CUFT  |                 |                 |

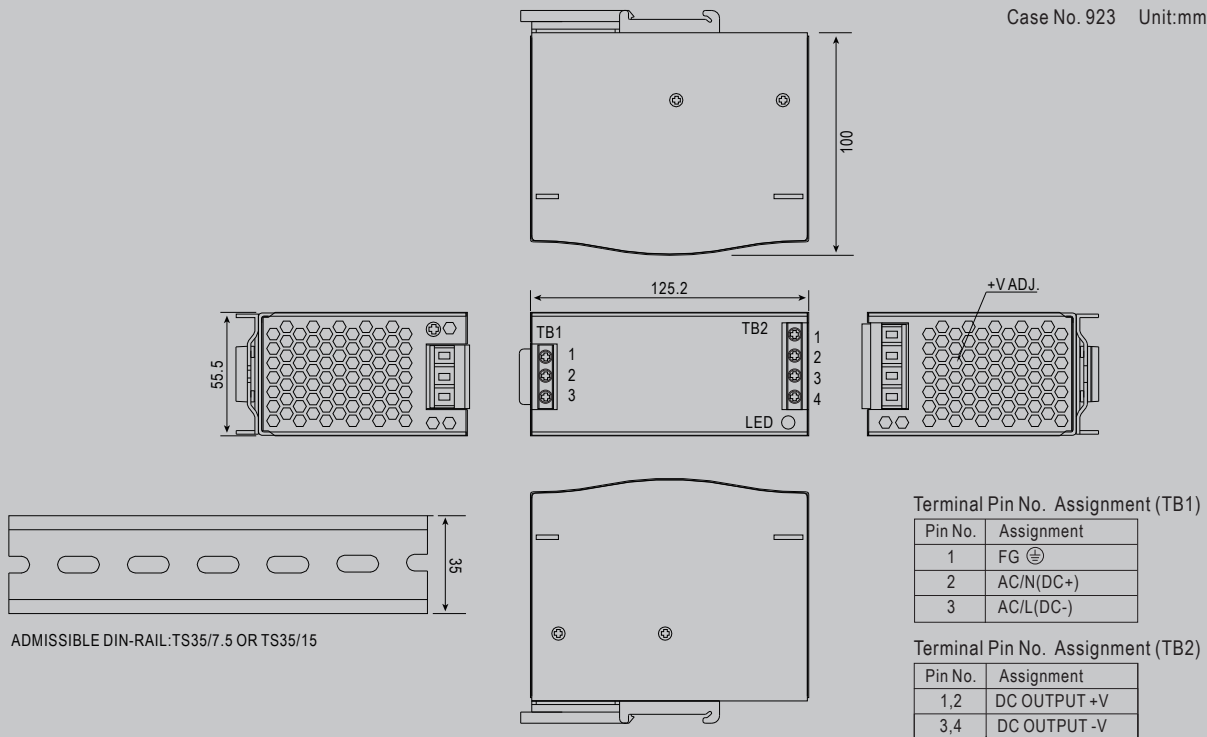
1. All parameters NOT specially mentioned are measured at 230VAC input, rated load and 25°C of ambient temperature.
2. Ripple and noise are measured at 20MHz of bandwidth by using a 12" twisted pair-wire terminated with a 0.1uf & 47uf parallel capacitor.
3. Tolerance: includes set up tolerance, line regulation and load regulation.
4. The power supply is considered as a component which will be installed with final equipment. The final equipment must re-confirmed that it still meets EMC Directives.

# DR-75 Series

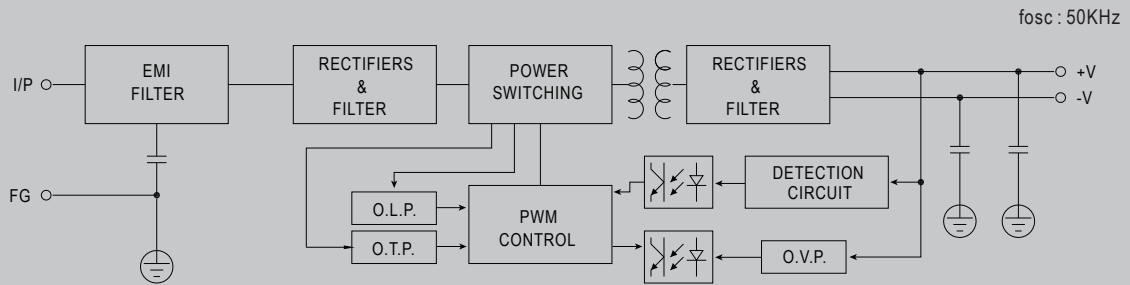
75W Single Output Industrial DIN Rail Power Supply

## Mechanical Specification

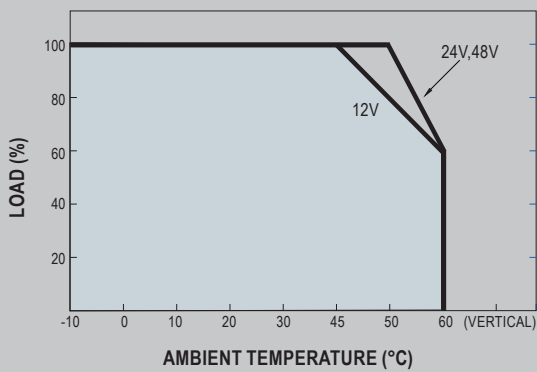
Case No. 923 Unit:mm



## Block Diagram



## Output Derating



## Output Derating Vs Input Voltage

