

IRM-10 Series

10W Single Output Encapsulated Power Supply



Case No: 8917HL
45.7 x 25.4 x 21.5mm

Features

- Universal AC input / Full range
- Compact size
- Protections: Short circuit / Overload / Over Voltage
- Cooling by free air convection
- Isolation class II
- No load power consumption <0.1W
- 100% full load burn-in test
- High reliability
- 3 years warranty



Specification

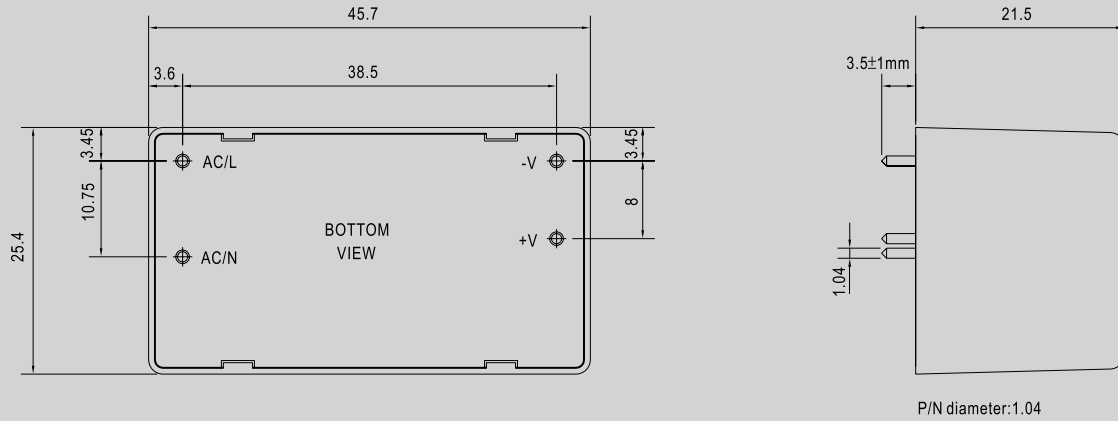
INPUT	Voltage	85 ~ 264V	120 ~ 370VDC			
	Frequency	47 ~ 440Hz				
	AC Current	0.25A/115VAC	0.15A/230VAC			
	Efficiency	74%	77%	82%	82%	82%
	Inrush Current	Cold Start 20A/115VAC		40A/230VAC		
	Leakage Current	<0.75mA/240VAC				
	OUTPUT	MODEL No.	IRM-10-3.3	IRM-10-5	IRM-10-12	IRM-10-15
DC Voltage		3.3V	5V	12V	15V	24V
Rated Current		2.5A	2A	0.85A	0.67A	0.42A
Current Range		0 ~ 2.5A	0 ~ 2A	0 ~ 0.85A	0 ~ 0.67A	0 ~ 0.42A
Rated Power		8.25W	10W	10.2W	10.05W	10.08W
R & N (max)		200mVp-p	200mVp-p	200mVp-p	200mVp-p	200mVp-p
Voltage Tolerance		±2.5%	±2.5%	±2.5%	±2.5%	±2.5%
Line Regulation		±0.3%	±0.3%	±0.3%	±0.3%	±0.3%
Load Regulation		±0.5%	±0.5%	±0.5%	±0.5%	±0.5%
Setup, Rise Time		600ms, 30ms at full load				
Hold Up Time		30ms/230VAC 8ms/115VAC at full load				
PROTECTION	Overload	115% ~ 190% rated output power Protection Type: Hiccup mode, recovers automatically after fault condition is removed				
	Over Voltage	3.8~4.95V	5.75~6.75	13.8~16.2	17.25~20.25V	27.6~32.4
		Protection Type: Shut off o/p voltage, clamping by zener diode				
ENVIRONMENT	Working Temperature	-30 ~ +70°C (Refer to "Derating Curve")				
	Working Humidity	20 ~ 90% RH non-condensing				
	Storage Temp.	-40°C to +85°C, 10~95% RH				
	Temp. Coefficient	±0.03%/°C (0~50°C)				
	Vibration	10 ~ 500Hz, 5G 10min./1 cycle, period for 60 min. each long X, Y, Z axes				
SAFETY & EMC	Safety Standards	UL60950-1, TUV EN60950-1 approved				
	Withstand Voltage	I/P-O/P:3KVAC				
	Isolation Resistance	I/P-O/P:100M Ohms / 500VDC / 25°C / 70% RH				
	EMC Emission	Compliance to EN55022 (CISPR22) Class B, EN61000-3-2,-3,				
	EMC Immunity	Compliance to EN61000-4-2,3,4,5,6,8,11, EN55024, heavy industry level (surge L-N:1KV), criteria A				
OTHERS	MTBF	1495.8Khrs min. MIL-HDBK-217 (25°C)				
	Packaging	0.04Kg:270pcs/ 11.8kg/0.97CUFT				

1. All parameters NOT specially mentioned are measured at 230VAC input, rated load and 25°C of ambient temperature.
2. Ripple & Noise are measured at 20MHz of bandwidth by using a 12" twisted pair-wire terminated with a 0.1uF & 47uF parallel capacitor.
3. Tolerance: includes set up tolerance, line regulation and load regulation.
4. Length of set up time is measured at first cold start. Turning ON/OFF the power supply may lead to increase of the set up time.
5. The power supply is considered a component which will be installed into a final equipment. The final equipment must be re-confirmed that it still meets EMC directives.

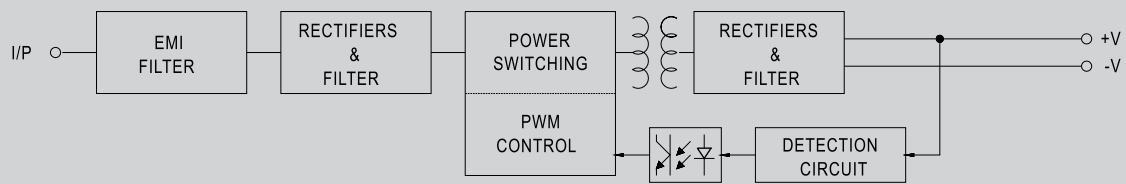
IRM-10 Series

10W Single Output Encapsulated Power Supply

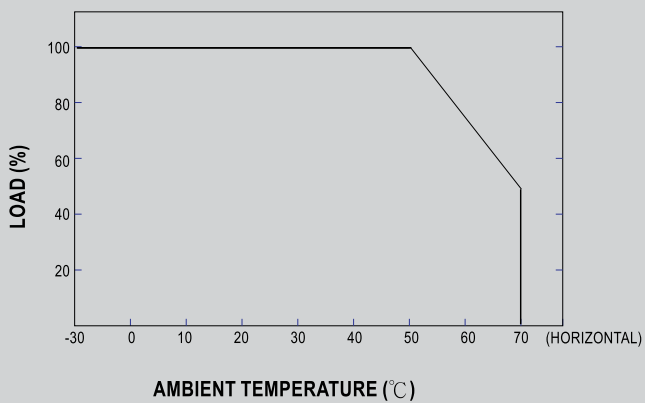
Mechanical Specification



Block Diagram



Derating Curve



Output Derating VS Input Voltage

