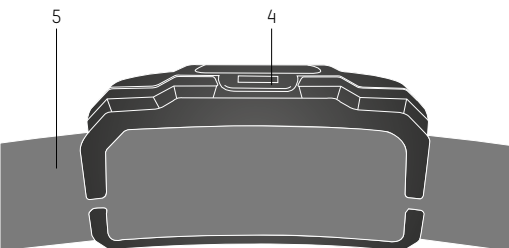
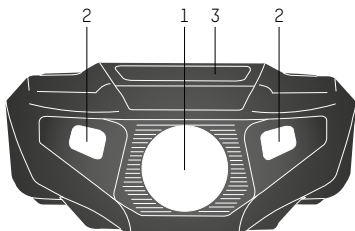


FUTURE T60F

BEDIENUNGSANLEITUNG MANUAL



OPERATING INSTRUCTIONS

- 1. Main LED
- 2. Extra LED
- 3. On/Off button
- 4. Battery compartment
- 5. Head band (universally adjustable)

FOR YOUR SAFETY

Read this manual carefully before using the product for the first time and proceed accordingly.

Keep these operating instructions for future use or for the reference of future users. Failure to follow the operating instructions and safety instructions may result in damage to the product and hazards (injuries) for the operator and other persons.

The operating instructions refer to applicable standards and regulations of the European Union. Please also adhere to the laws and guidelines specific to your country.

TECHNICAL DATA

Article no.:	1600-0260
Illuminant:	3-W LED
Power supply:	1x Mignon AA alkaline (included)
Luminous flux:	100% 65 lm 25% 16 lm Extra LED: 12lm
Battery life:	100% 4.5 h 25% 36 h Extra LED: 13h
Light range:	max. 80m
Protection type:	IP44
Protection class:	III
Storage temperature:	-10°C° to 50°C°
Operating temperature:	-10°C° ... 25°C°
Weight including battery:	66g
Dimensions:	64 x 28 x 35.5mm

SIGNS AND SYMBOLS

Please take note of the following symbols and words used in the operating instructions, on the product and on the packaging.



INFORMATION

Useful additional information about the product



CAUTION

The caution warns you of possible damage of all kinds



WARNING

Attention – Danger! May result in serious injury or death



Class 3 equipment



Conforms to the European directive



Do not look into the lamp



Waste of Electrical and Electronic Equipment (WEEE-Guideline)



Read the operating instructions carefully before use!



OBSERVE SAFETY INSTRUCTIONS!

Avoid eye injuries - Never look directly into the beam of light or shine it into other people's faces. If this occurs for too long, the blue light portion of the beam can cause retinal damage. If the light beam shines into the eyes, close the eyes and turn the head away from the light beam.

This lamp exceeds the conditions for risk-free use. The risk when using it depends on how the user handles the lamp.

(1) This value indicates the factor by which the risk group limit value to the next lowest group has been exceeded. The limit value is 1.

(2) Distance from eyes to the lamp at which the respective risk group is applicable.

RISK GROUP 2

NOTE: Hazardous optical radiation may be omitted by this product. When operating, do not look into the lamp for an extended period of time. Can be hazardous to the eyes.

Gefahrenwert der Exposition / Exposure Hazard Value (EHV)(1): 61

Risk group	Gefährdungsabstand / Hazard Distance (HD)(2)
2	0m – 1,56m
1	1,56m – 15,60m
Free group	> 15,60m

- Read the operating instructions carefully before first use and then store them safely.
- Do not use the product if there is damage to the housing. Contact your local authorised specialist or the service address of the manufacturer.
- Do not open or modify the product! Repair work shall only be carried out by the manufacturer or by a service technician appointed by the manufacturer or by a similarly qualified person.
- Keep the product and the packaging away from children. This product is not a toy. Children should be supervised in order to ensure that they do not play with the product.
- This product is not to be used by persons (including children) who have restricted physical, sensory or mental capabilities or who do not have adequate experience and knowledge in handling this product. Such persons must be instructed beforehand by a supervisory person who is responsible for their safety or must be supervised during the use of the product!
- All illuminated objects must be at least 10 cm away from the product!
- The LED cover must be kept clean.
- The product may only be used for its intended purpose.
- Do not use the product in potentially explosive areas or in the rain and do not expose it to excessive heat.
- Never submerge the product in water or other liquids.
- Failure to observe the safety instructions can result in dangerous injuries to persons or damage to the product!



NORMAL USE

Press 1x: 25% mode
Press 2x: 100% mode
Press 3x: Off

ACTIVATION OF EXTRA LEDS

Hold down 1x: Extra LEDs on
Press 1x: Off



PROPER INTENDED USE

- The headlight is intended for mobile use.
- The headlight is not intended for all other applications.
- Not suitable for household room lighting.
- Suitable for extreme physical conditions.



ENVIRONMENTAL INFORMATION | DISPOSAL

The product should not be discarded in the normal household waste under any circumstances. Dispose of the product via an authorised disposal centre or your municipal waste disposal facility. Observe the current applicable regulations. Contact your waste disposal facility in the event of any doubt. Dispose of all packaging materials via an environmentally friendly disposal facility. Used batteries and rechargeable batteries are special waste and must be disposed of in accordance with national regulations and not with the normal household waste.



LIABILITY DISCLAIMER

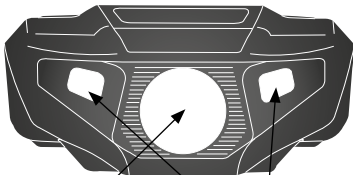
The information contained within these operating instructions can be changed without prior notification. ANSMANN accepts no liability for direct, indirect, incidental or other damage or consequential damage arising through improper handling or through disregard of the information contained within these operating instructions. We accept no liability or warranty claims or guarantee claims in the event of incorrect use of the light.



GUARANTEE INFORMATION

The product has a two year guarantee. The guarantee does not apply to damage to the device arising through a failure to comply with the operating instructions.

Subject to technical changes. We assume no liability for printing errors.
Version: MA-1600-0260/V1/03-08-2018



Haupt-LED:



Zusatz-LED:



! + / - !

1.5V MIGNON AA +

