



## Features:



- 180W Single Output - Regulated
- Output Range: 24V - 48VDC
- Input: 90 - 264VAC , 47 - 63Hz
- Low Standby Power
- Fully Isolated Pri - Sec 3000Vrms
- 100% Full Burn-in Test
- LED Indicator DC On, DC Low
- In-built **PFC** Circuit

Part Number	Power Rating Watts	Output Voltage (Vdc)	Output Current (mA)	Ambient Temp. (°C)	Efficiency Typical	Input Range
<b>VTX-211-180-124</b>	<b>180</b>	24	7500	70	>90%	90 - 264VAC
<b>VTX-211-180-148</b>	<b>180</b>	48	3800			
Note: Other output voltages are available upon request.						

## Application:

- Process Control
- Factory Automation
- Traffic & Transportation System
- Industrial Applications

Please contact Vigortronix for any enquiries. Products can be altered to suit custom requirements.  
The information contained in this document is subject to change without notice.

Vigortronix, 16 De Havilland Way, Witney, Oxfordshire, OX29 0YG, UK

Tel. +44 (0)1993 777570 Fax. +44 (0)1993 777580 Web. [www.vigortronix.com](http://www.vigortronix.com) E-mail: [sales@vigortronix.com](mailto:sales@vigortronix.com)

Vigortronix is a trading name of Vigortronix (UK) Limited

**Vigortronix.com**

Model: 180Watt		Specification	
Model		VTX-211-180-124	VTX-211-180-148
OUTPUT	Voltage DC	24V	48V
	Rated Power	180W	180W
	Rated Current	7.5A	3.8A
	Current Range	0 - 7.5A	0 - 3.8A
	Voltage Tolerance	2%	2%
	Voltage Adj. Range	21V - 28V	44V - 54V
	Minimum Load	0	0
	Ripple / Noise Typical	1%Vo mVp-p	1%Vo mVp-p
	Line Regulation	1%	1%
	Load Regulation	1%	1%
	Rise Time (115VAC)	3600mS	3600mS
	Hold Up Time (115VAC)	20mS	20mS
	Note:	The ripple values are measured at 20MHz of bandwidth by using a 12" twisted pair-wire terminated with 0.1uF & 47uF parallel capacitor under ambient temperature 25°C at rated input voltage and rated load	
INPUT	Voltage Range	90 - 264VAC /	90 - 264VAC
	Input Frequency	47 - 63Hz	47 - 63Hz
	Efficiency	>90%	>91%
	Current	1.8A (115VAC) / 0.90A (230VAC)	
	Inrush Current	35A (115VAC) / 65A (230VAC)	
	Leakage Current	<0.25mA	
	No Load Power	7W	
	Power Factor (PF)	Full Load, 115VAC	0.98
		Full Load, 230VAC	0.96
Protection	Over Current	8.3A	4.2A
	Over Voltage	33V	66V
	Short Circuit Protection	Hiccup mode, it will recover automatically after fault condition is removed	
	Over Temperature	Over temperature protection value: 110±10°C	
	Surge Voltage (L - N)	2KV	
Dielectric Isolation	Isolation Voltage	I/P-O/P: 3KVac, I/P-FG: 1.5KVac, O/P-FG: 0.5KVac	
Environment	Operating Temperature	-25°C - +70°C (With Derating)	
	Operating Relative Humidity	Non Condensing 20 - 95%	
	Storage Temperature	-40°C - +85°C (Humidity 5 ~ 95% RH)	
	MTBF	>230,000Hrs @ 25°C (MIL-HDBK-217F)	
	Weight	950g	
	Cooling Method	Free Air Convection	
	Mounting	Vertical	
Safety	Compliant Standards	UL/IEC/EN60950-1	
EMC	EMI / EMS	EN 55022:2010+AC:2011 (CISPR 22:2008) ClassB, EN 61000-3-2:2014 (IEC 61000-3-2:2014) EN 61000-3-3:2013 (IEC 61000-3-3:2013), EN 55024:2010 (CISPR 24:2010)	

Please contact Vigortronix for any enquiries. Products can be altered to suit custom requirements.  
The information contained in this document is subject to change without notice.

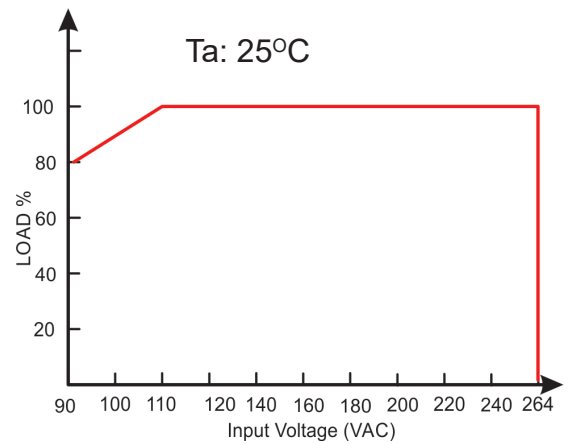
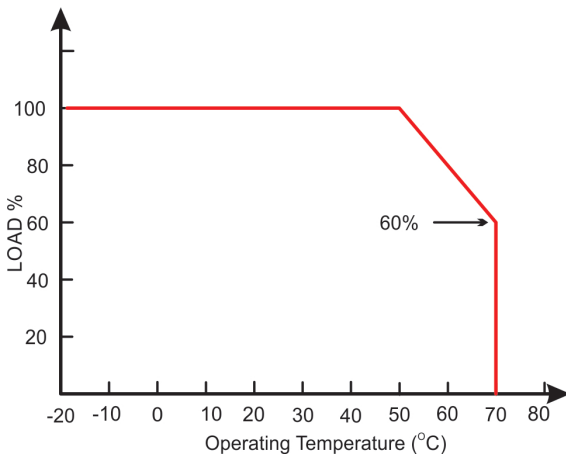
Vigortronix, 16 De Havilland Way, Witney, Oxfordshire, OX29 0YG, UK

Tel. +44 (0)1993 777570 Fax. +44 (0)1993 777580 Web. [www.vigortronix.com](http://www.vigortronix.com) E-mail: [sales@vigortronix.com](mailto:sales@vigortronix.com)

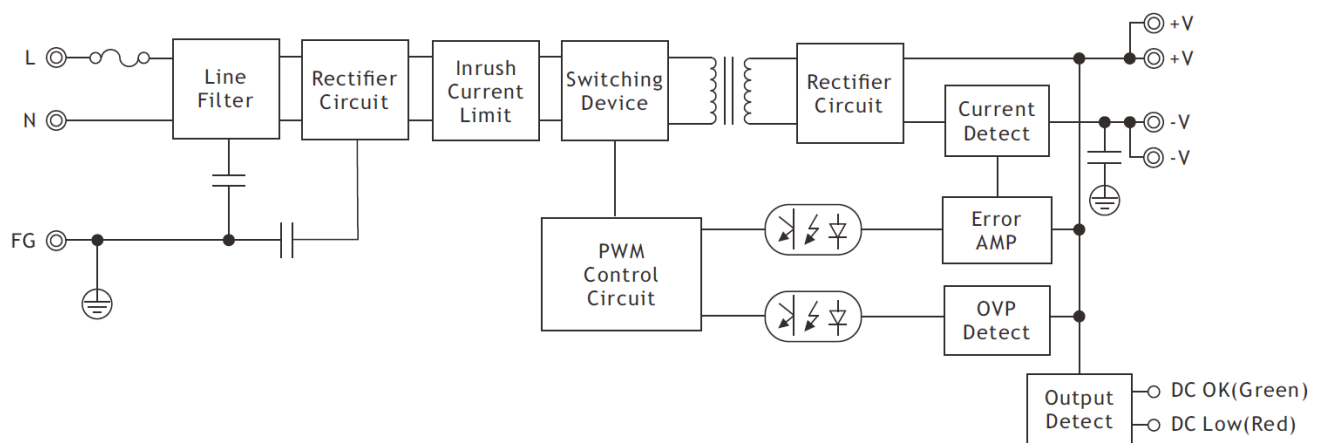
Vigortronix is a trading name of Vigortronix (UK) Limited

**Vigortronix.com**

## Electrical Derating Graphs



## Block Diagram



LED(Green)  
DC OK LED light will be ON when the power supply is properly operated

LED(Red)  
DC Low LED light will be ON:  
(1) when output voltage is below 85%(±2.5%) from the rated output voltage;  
(2) when get over voltage, over current, over temperature and short circuit fault

Please contact Vigortronix for any enquiries. Products can be altered to suit custom requirements.  
The information contained in this document is subject to change without notice.


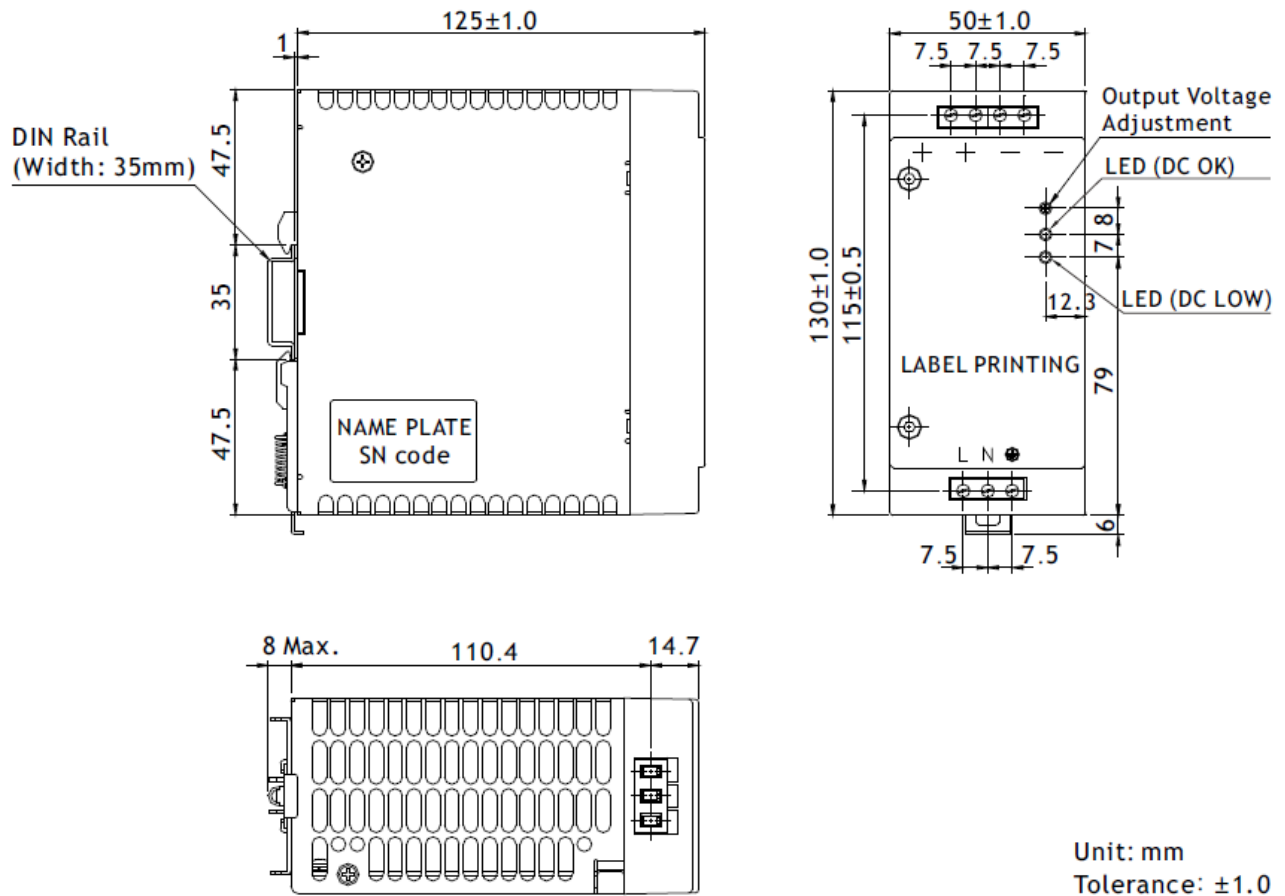
**Vigortronix**, 16 De Havilland Way, Witney, Oxfordshire, OX29 0YG, UK


Tel. +44 (0)1993 777570 Fax. +44 (0)1993 777580 Web. [www.vigortronix.com](http://www.vigortronix.com) E-mail: [sales@vigortronix.com](mailto:sales@vigortronix.com)

Vigortronix is a trading name of Vigortronix (UK) Limited

**Vigortronix.com**

## Mechanical Layout



Marking	No.	Assignment
+	1	DC(+) Output Terminal
+	2	
-	3	DC(-) Output Terminal
-	4	
L	5	AC(L) Input Terminal
N	6	AC(N) Input Terminal
	7	AC Grounding Terminal
V-ADJ.	/	DC Output voltage adjustment trimmer
DC OK	/	DC Output OK indication LED(Green)
DC LOW	/	DC Output Low indication LED(Red)

Please contact Vigortronix for any enquiries. Products can be altered to suit custom requirements.  
The information contained in this document is subject to change without notice.

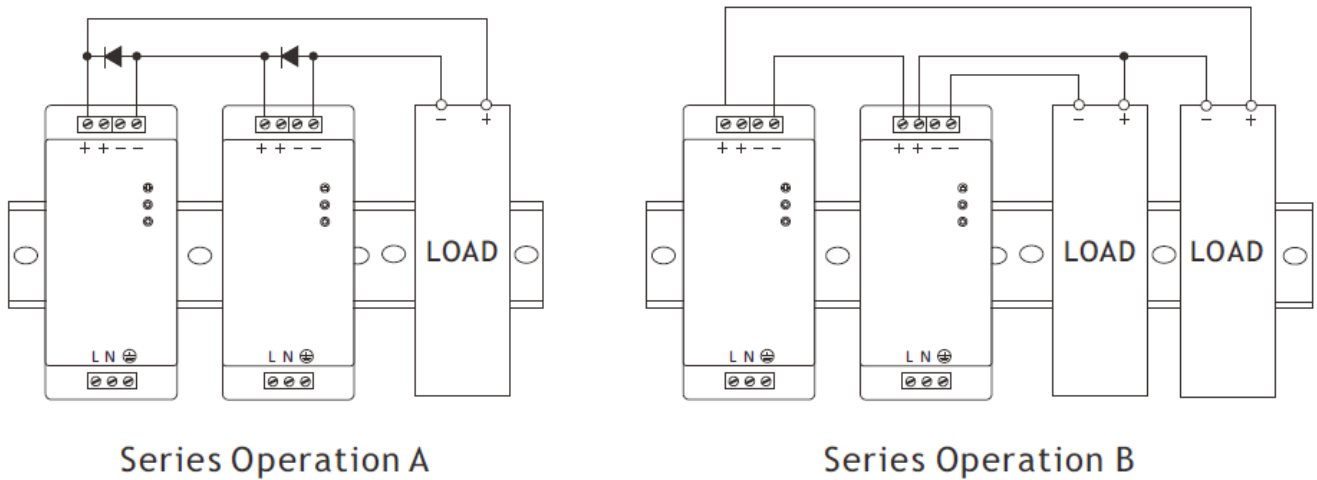
Vigortronix, 16 De Havilland Way, Witney, Oxfordshire, OX29 0YG, UK

Tel. +44 (0)1993 777570 Fax. +44 (0)1993 777580 Web. [www.vigortronix.com](http://www.vigortronix.com) E-mail: [sales@vigortronix.com](mailto:sales@vigortronix.com)

Vigortronix is a trading name of Vigortronix (UK) Limited

**Vigortronix.com**

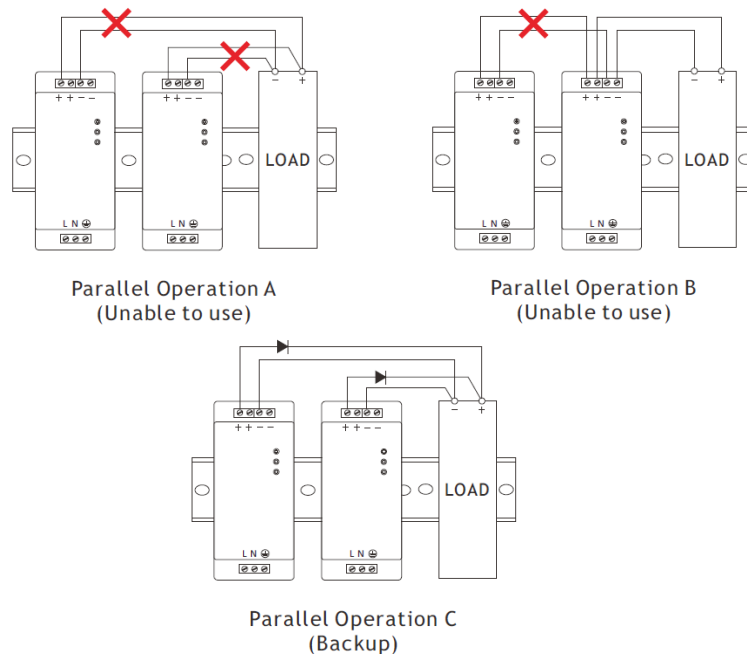
## Application Note: Series Connection



### Note:

1. Series operation can be connected as shown in above;
2. Load current should be less than the current value of the product with the lowest output current specified at the product specification with the power supply at series connection.

## Application Note: Parallel Connection



### Note:

1. Parallel operation should be composed with the same products, while the connection should be as shown as "Parallel operation C";
2. In parallel operation C, current capacity cannot be increased, while it should be used for backup only. Moreover, diode that is to be added during parallel operation should be selected after considering its voltage drop, output voltage and current capacity.

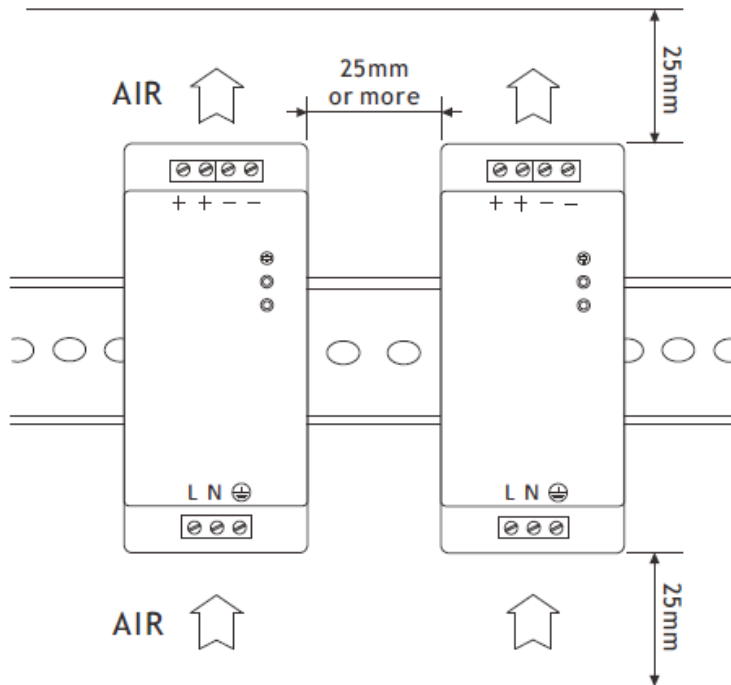
Please contact Vigortronix for any enquiries. Products can be altered to suit custom requirements.  
The information contained in this document is subject to change without notice.

Vigortronix, 16 De Havilland Way, Witney, Oxfordshire, OX29 0YG, UK

Tel. +44 (0)1993 777570 Fax. +44 (0)1993 777580 Web. [www.vigortronix.com](http://www.vigortronix.com) E-mail: [sales@vigortronix.com](mailto:sales@vigortronix.com)

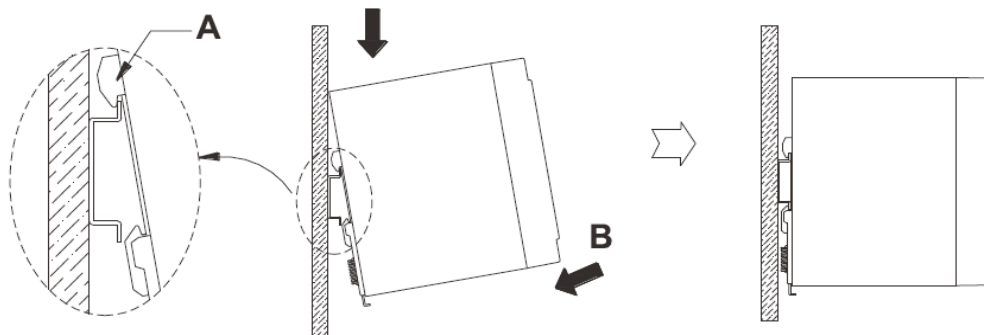
Vigortronix is a trading name of Vigortronix (UK) Limited

## Application Note: Mounting



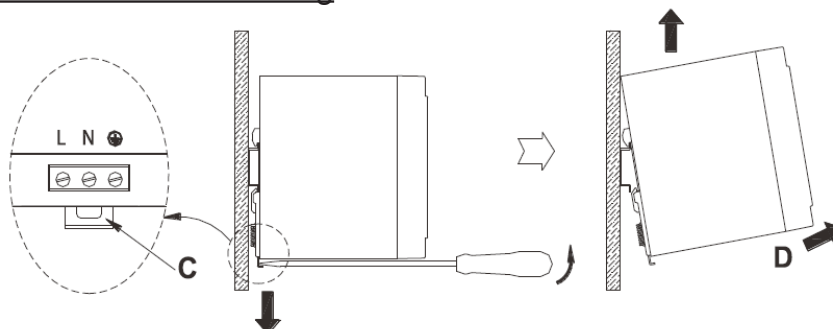
Mounting method should be considered with airflow. Leave enough space between the units when several units are mounted together. Forced air cooling makes protection against heat better.

## Application Note: Fitting



Firstly hang A part on the top of Rail as shown in below, then push the power supply into B direction to fix it.

## Application Note: Removing



Remove the power supply to D direction, pulling C part by using tools, such as a screwdriver, to downward direction.

Please contact Vigortronix for any enquiries. Products can be altered to suit custom requirements.  
The information contained in this document is subject to change without notice.

Vigortronix, 16 De Havilland Way, Witney, Oxfordshire, OX29 0YG, UK

Tel. +44 (0)1993 777570 Fax. +44 (0)1993 777580 Web. [www.vigortronix.com](http://www.vigortronix.com) E-mail: [sales@vigortronix.com](mailto:sales@vigortronix.com)

Vigortronix is a trading name of Vigortronix (UK) Limited

**Vigortronix.com**