

### Features:

- Surface Mounted (SMT)
- Ultra Low Profile Design
- Impedance Line Matching 600:600  $\Omega$
- Dielectric Strength: 4kVrms. (5500 Vdc 2Sec)
- Designed for use in data transmission circuits
- Lead free
- RoHS Compliant
- Compliant To EN41003; IEC60950
- UL Approved Materials



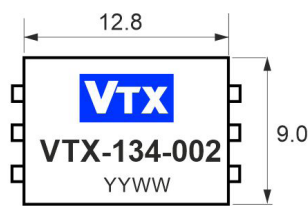
### Description

The VTX-134-002 is a miniature line transformer for applications that require high performance and safety isolation to globally recognised standards. Applications include telecommunications, V.22bis and V.32bis modems, line matching and electrical instrumentation.

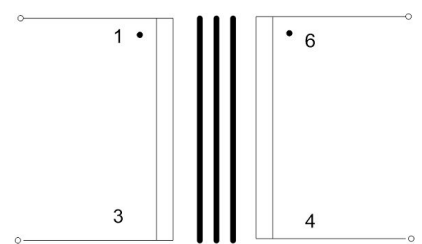
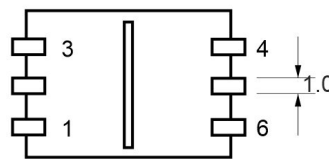
This surface-mounted transformer features a small footprint area of 14 x 9mm and seated height of 7.5mm. Compliant with RoHS Directive 2002/95/EC and certified to EN41003 and IEC60950. This transformer enables the assembled equipment to comply with the relevant requirements of BS6305.

Even with its small package, the performance rivals that of much larger components. The VTX-134-200 has reinforced insulation making it suitable for voice and data communications to medium speed, and can be matched to 600  $\Omega$  or complex impedance telephone lines.


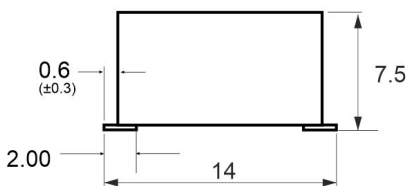
### Technical Drawing



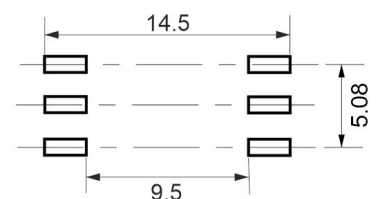
YY : Year Code  
WW : Week Code



Electrical schematic



Pad width  
1.2mm



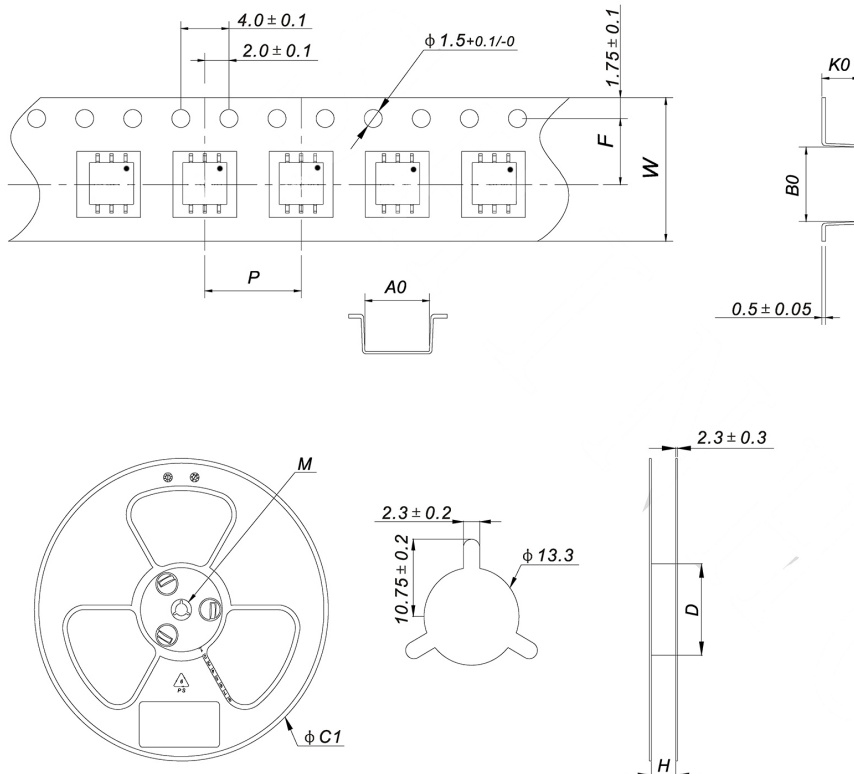
Suggested PCB footprint

General Tolerance:  $\pm 0.25$

Please contact Vigortronix for any enquiries. Products can be altered to suit custom requirements.  
The information contained in this document is subject to change without notice.

General Specifications					
Specification	Condition	Min	Typ.	Max	Unit
Insertion Loss	f = 2kHz RL = 600 Ω	-	1.55	2.0	dB
	f = 2kHz RL = 430 Ω	-	1.85	4.0	
Frequency Response	-3dB LF cutoff	-	-	50	Hz
	-3dB HF cutoff	-	-	40	kHz
	200Hz - 4kHz	-	-	±0.25	dB
Return Loss	200Hz - 4kHz	18 Min	-	-	dB
Distortion	f = 450Hz 0dBm in line 3rd Harmonic	-	-66	-54	dBm
Balance	DC - 5kHz Method TG25	80	-	-	dB
Saturation	Excitation 50Hz 250Vrms	-	-	10	Vrms
	Output voltage across line	-	-	65	Vpeak
Voltage Isolation	50Hz (AC)	3.75	-	4.6	KVrms
	DC	5.5	-	6.5	
Operating Range (Ambient Conditions)	Functional	-40	-	+95	°C
	Storage	-40	-	+125	°C
	Humidity	-	-	95	%RH
DC Resistance, Rdc	Sum of windings	205	-	235	Ω
Leakage Inductance	-	2	4.1	6	mH
Shunt Inductance Lp	10mV 200Hz	1.4	2.4	3.65	H
	10mV 1kHz	-	1.8	-	
Shunt Loss Rp	10mV 200Hz	6	7.5	15	k Ω
	10mV 1kHz	-	10	-	

## Packaging: Tape and Reel



**QTY: 400PC/Roll**

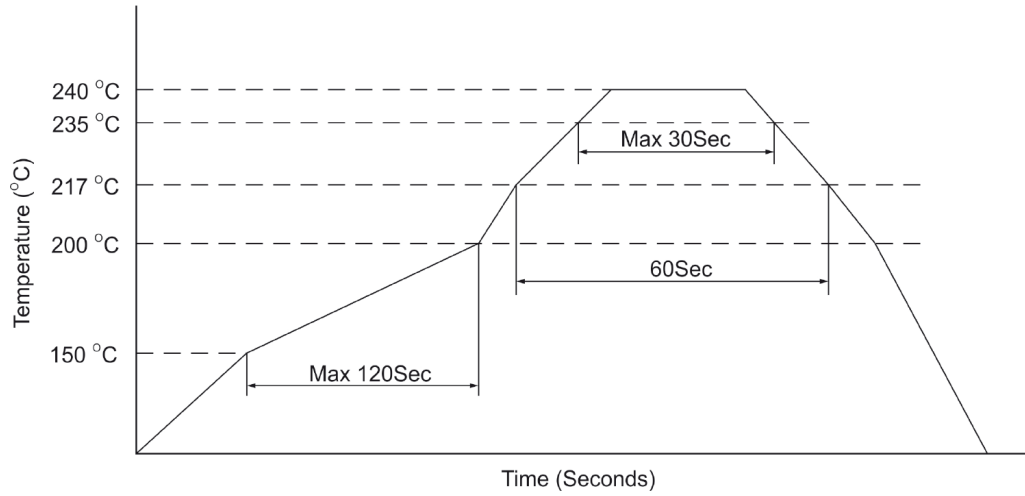
W	$24 \pm 0.3$
A0	$11.5 \pm 0.1$
B0	$16 \pm 0.1$
K0	$8.4 \pm 0.1$
F0	$11.5 \pm 0.05$
P	$16 \pm 0.1$
C1	$330 \pm 1.0$
D	$100 \pm 1.0$
H	$24.5 \pm 0.2$

Please contact Vigortronix for any enquiries. Products can be altered to suit custom requirements.  
The information contained in this document is subject to change without notice.

Vigortronix, 16 De Havilland Way, Witney, Oxfordshire, OX29 0YG, UK  
Tel. +44 (0)1993 777570 Web. www.vigortronix.com, E-mail: sales@vigortronix.com  
Vigortronix is a trading name of Vigortronix Limited

Vigortronix.com

## Reflow Solder Profile



Reflow Parameters	Preheat	Time @ 217 °C	Peak Temp.	Holding time at 235 °C
Recommendation	Max 120 sec	Max 60 sec	240 °C	Max 30 sec

Please contact Vigortronix for any enquiries. Products can be altered to suit custom requirements.  
The information contained in this document is subject to change without notice.