



INSTRUCTIONS FOR:  
**HEAVY DUTY LOG STAND Ø230MM CAPACITY**  
MODEL No: **LC300ST**

Thank you for purchasing a Sealey product. Manufactured to a high standard this product will, if used according to these instructions and properly maintained, give you years of trouble free performance.



**IMPORTANT: PLEASE READ THESE INSTRUCTIONS CAREFULLY. NOTE THE SAFE OPERATIONAL REQUIREMENTS, WARNINGS, AND CAUTIONS. USE THIS PRODUCT CORRECTLY, AND WITH CARE FOR THE PURPOSE FOR WHICH IT IS INTENDED. FAILURE TO DO SO MAY CAUSE DAMAGE AND/OR PERSONAL INJURY AND WILL INVALIDATE THE WARRANTY.**

### 1. SAFETY INSTRUCTIONS

- ✓ Maintain the log stand in good condition. Replace or repair damaged parts.
- ✓ Keep the log stand clean.
- ✓ Locate the log stand in a suitable working area. Keep area clean and tidy and ensure there is adequate lighting.
- ✓ Ensure the log is correctly held and balanced before commencing work.
- ✓ Maintain correct balance and footing. Ensure the floor/ground is not slippery and wear non-slip shoes and appropriate protective clothing for the tool you are using.
- x **DO NOT** use the log stand for any purpose other than that for which it is designed.
- x **DO NOT** operate the log stand if any parts are missing as this may cause failure and/or personal injury.
- x **DO NOT** use the log stand if you are tired or under the influence of drugs, alcohol or medication.

**WARNING!** The warnings, cautions and instructions in this manual cannot cover all possible conditions and situations that may occur. It must be understood by the operator that common sense and caution are factors which cannot be built into this product, but must be applied by the operator.

**NOTE:** This appliance is not intended for use by persons (including children) with reduced physical, sensory or mental capabilities or lack of experience and knowledge, unless they have been given supervision or instruction concerning the use of the appliance by a person responsible for their safety. Children should be supervised to ensure that they do not play with the appliance.

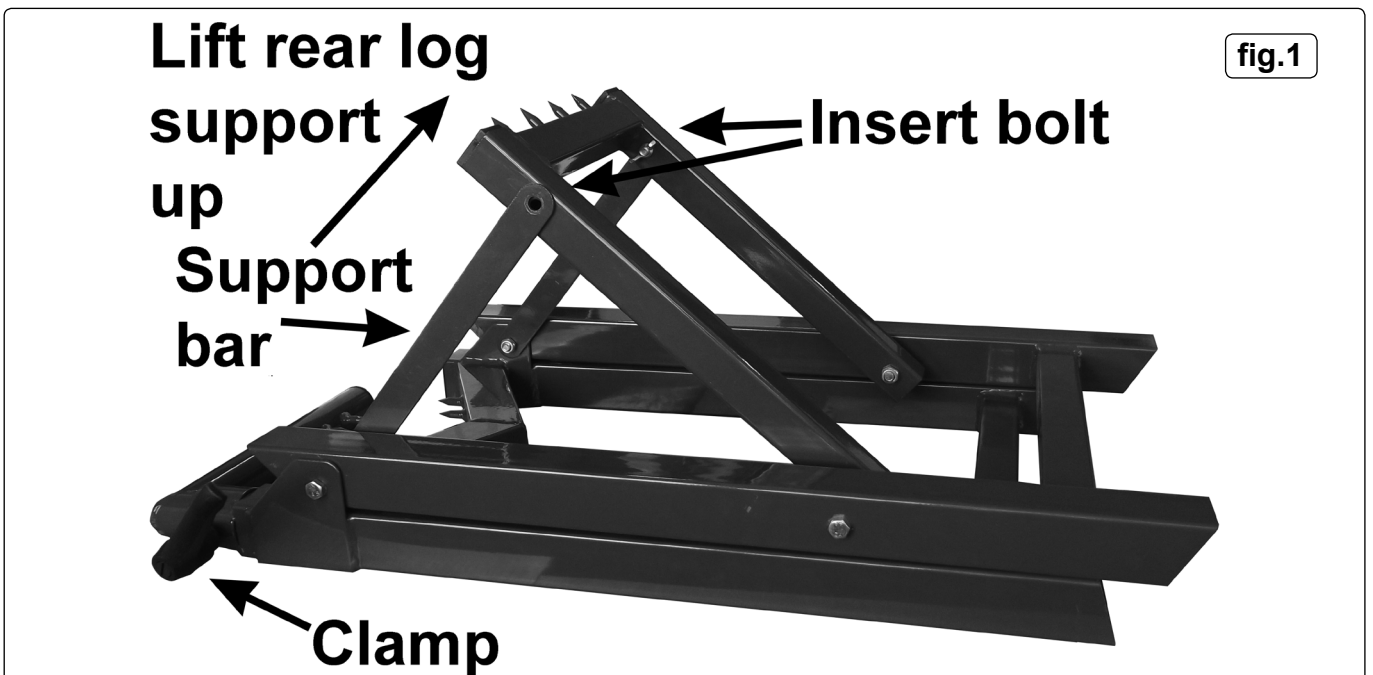
### 2. INTRODUCTION & SPECIFICATION

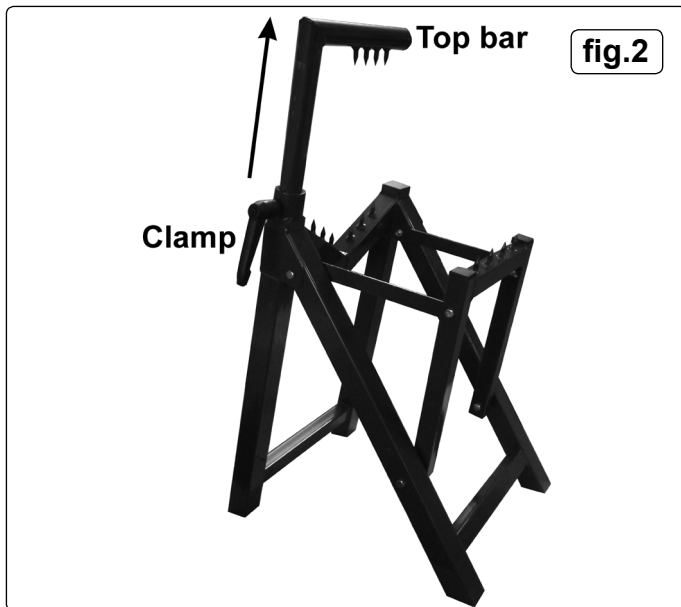
Easy to assemble and safe to use. Folds down flat for easy storage and transportation. Holds logs up to Ø230mm and any reasonable length. Compatible with chain saw use for ease and safety.

Model No: . . . . . LC300ST  
Overall Size Open (WxDxH): . 440x480x930mm  
Overall Size Folded: . . . . . 440x90x690mm  
Maximum Log Diameter: . . . . 230mm  
Weight: . . . . . 8.14kg

### 3. ASSEMBLY


- 3.1. Unpack the product and lay it down as shown in Figure 1. Ensure the clamp is done up to prevent the top bar moving at this point.  
**WARNING!** Take care to avoid the sharp spikes when assembling the stand wear suitable gloves.
- 3.1.1. Lift the rear support up, use the bolts and wing nuts to secure the support bar on each side.
- 3.1.2. Lift the stand up and move its legs apart to enable it to stand securely.
- 3.1.3. To dismantle the stand for storage lower and clamp the top bar, lay it down and remove support bar bolts to allow it to lay flat.





#### 4. OPERATION

- 4.1. Undo the clamp, lift top bar and turn it through 90° to allow log to be placed on stand without tipping off.
- 4.1.1. Turn back top bar over the log, lower it and allow it to grip securely onto the log then do up clamp tightly.
- 4.1.2. Check the balance of the stand before any log cutting begins.
- 4.1.3. Cut from the end shown in fig.3.
- 4.1.4. When not in use store in a dry, safe, child free location.



#### Environmental Protection.

Recycle unwanted materials instead of disposing of them as waste. All tools, accessories and packaging should be sorted, taken to a recycle centre and disposed of in a manner which is compatible with the environment.

**NOTE:** It is our policy to continually improve products and as such we reserve the right to alter data, specifications and component parts without prior notice.

**IMPORTANT:** No liability is accepted for incorrect use of this product.

**WARRANTY:** Guarantee is 12 months from purchase date, proof of which will be required for any claim.

**INFORMATION:** For a copy of our latest catalogue and promotions call us on 01284 757525 and leave your full name and address, including postcode.



Sole UK Distributor, Sealey Group,  
Kempson Way, Suffolk Business Park,  
Bury St. Edmunds, Suffolk,  
IP32 7AR



01284 757500



www.sealey.co.uk



01284 703534



sales@sealey.co.uk